

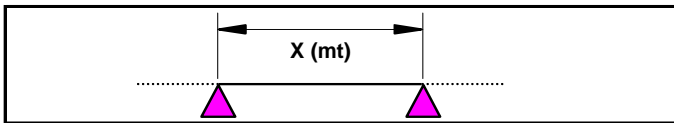
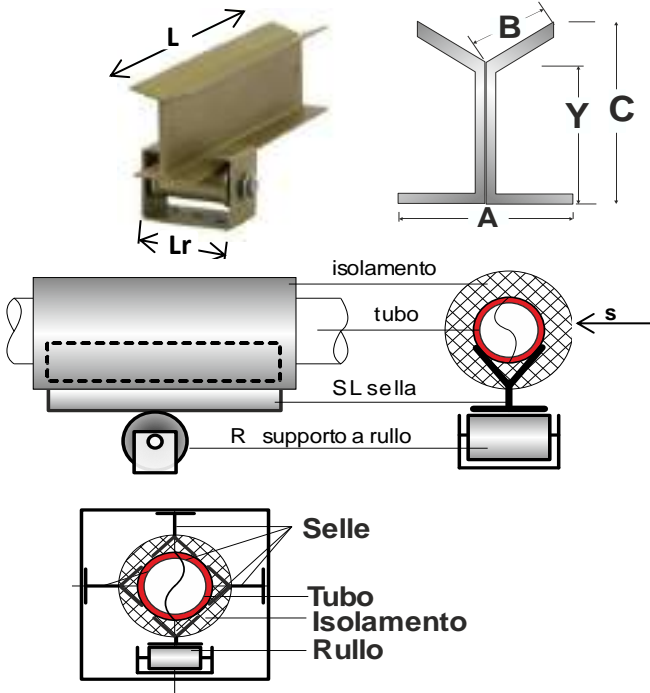


TR 101

ROLLER SUPPORTS

SADDLE								
code	model	load Kg	Ø max pipe	mm				
				A	B	C	L	S
TR19001	SL 10	600	80	60	25	8	200	40
TR19002	SL 20	1000	180	60	35	95	300	60
TR19003	SL 30	1500	300	92	60	125	300	80
TR19004	SL 40	2500	500	135	90	170	300	110

ROLLER		load Kg	Ø pipe		Lr mm	saddle
code	model		min	MAX		
TR10101	OS 60	600	0	80	88	SL 10
TR10102	OS 75	1000	80	180	108	SL 20
TR10103	OS 100	1500	180	300	150	SL 30
TR10104	OS 120	2500	300	500	210	SL 40
TR10201	OSS 60	600	0	80	142	SL 10
TR10202	OSS 75	1000	80	180	155	SL 20
TR10203	OSS100	1500	180	300	195	SL 30
TR10204	OSS120	2500	300	500	250	SL 40
TR10501	OL 40	600	0	160	89	
TR10502	OL 60	600	50	160	117	
TR10503	OL 100	1000	50	150	142	
TR10504	OL 150	2000	100	300	180	
TR10508	OL 200	3200	200	500	245	
TR12001	OD 50	500	50	100	105	
TR12002	OD 100	1000	100	180	142	
TR12004	OD 150	2000	150	250	180	
TR12005	OD 200	3200	200	350	245	
TR12501	ODS 50	500	50	100	171	
TR12502	ODS100	1000	100	180	204	
TR12503	ODS150	2000	150	250	240	
TR12504	ODS200	3200	200	350	297	
TR13001	OM100	2000	200	350	190	
TR13002	OM150	4000	350	500	250	
TR13003	OM200	7000	500	650	310	
TR13004	OM250	13000	650	800	380	
TR13502	OMS 2	2000	200	350	250	
TR13504	OMS 4	4000	350	500	310	
TR13506	OMS 6	7000	500	650	370	
TR13508	OMS 8	13000	650	800	440	
TR14000	OC 0	2500	115	250	200	
TR14002	OC 2	5000	150	400	270	
TR14004	OC 4	8000	400	800	425	
TR14006	OC 6	15000	800	1200	600	
TR14008	OC 8	25000	1200	1600	790	
TR14010	OC 10	35000	1600	2000	940	



MAXIMUM DISTANCE BETWEEN THE "X" ROLLER SUPPORTS in m

pipe DN	Non-insulated pipes		Externally insulated pipes			
	w/liquid		w/liquid		w/steam	
	≤ 160°C	≤ 160°C	≤ 315°C	≥ 316°C	≤ 315°C	≥ 316°C
15	2,5	3,0	2,2	1,7	2,8	2,5
25	3,0	3,5	2,5	2,0	3,1	2,8
32	3,5	4,0	3,1	2,6	3,6	3,1
50	4,0	4,5	3,6	3,2	4,1	3,8
65	4,3	5,5	4,1	3,5	5,5	4,5
80	4,5	6,0	4,5	4,0	5,5	4,8
100	5,0	6,0	4,7	4,2	5,6	5,1
125	5,5	6,5	5,5	4,8	6,2	5,8
150	6,0	7,5	5,8	5,0	7,1	6,3
175	6,5	8,0	6,1	5,3	7,6	6,8
200	7,0	8,5	6,5	5,6	8,0	7,2
250	7,5	10,0	7,5	6,5	9,5	8,5
300	8,0	10,5	7,9	7,0	10,2	9,0
350	9,0	11,5	8,6	7,6	10,8	9,6
400	9,5	12,5	9,0	8,2	11,8	10,5
450	10,0	13,5	9,5	8,5	12,5	11,1
500	10,5	14,0	10,2	9,1	13,2	11,6
600	11,5	15,0	11,0	9,6	14,3	12,6



**TS 400**

**METALLIC FLEXIBLE PIPE**

Flexible parallel-tight hose with no welding circumferential with fittings joined with the TIG system. To resist at the bottom thrust of the internal pressure are coated external-mind with one or more braids in metallic threads.

Use: : for : per il convogliamento di fluidi, acidi, gas e vapori

CODE	INT.PIPE	FILTER	JUNCTION
TS401..			THREAD.MF.STEEL
TS402..	AISI 321	AISI304	flang. UNI STEEL
TS403..			flang. ANSI STEEL
TS431..			THREAD.MF.AISI316
TS432..	AISI 316	AISI304	flang.UNI AISI 316
TS433..			flang. ANSI AISI316

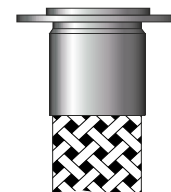
Correction factor temp. - press	
°C	K
20	1
100	0.94
150	0.87
200	0.82
250	0.78
300	0.75
350	0.72
400	0.68
450	0.64
500	0.61
550	0,04097
600	0,03958
650	0,03819
700	0,03472
750	0,03194

To get the different working pressure temperatures multiply the assignment of the table by K

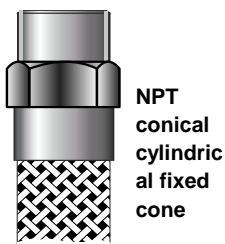
code	DN	Ø	Øe mm.	Press. in bar		curve radius	
				working	test	minim. mm.	
TS...03	10	3/8"	17.5	75	147	130	190
TS...04	15	1/2"	20.8	64	96	140	210
TS...05	20	3/4"	33.0	43	64	170	310
TS...06	25	1"	38.0	55	82	190	375
TS...07	32	1 1/4"	45.7	36	54	260	405
TS...08	40	1 1/2"	54.3	38	57	300	480
TS...09	50	2"	67.5	26	39	320	550
TS...10	65	2 1/2"	83.0	25	36	440	675
TS...11	80	3"	99.5	28	42	700	750
TS...12	100	4"	128.0	19	28	750	920
TS...13	125	5"	154.5	16	24	1000	1160
TS...14	150	6"	180.0	15	22	1100	1320



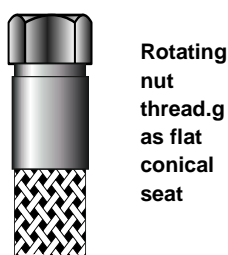
Fix flange UNI ANSI DIN



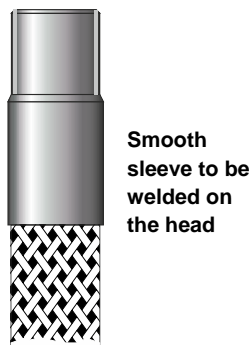
Rotating flange with stainless steel or UNI-ANSI DIN steel folder



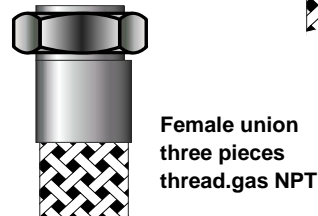
NPT conical cylindrical fixed cone



Rotating nut thread.g as flat conical seat



Smooth sleeve to be welded on the head



Female union three pieces thread.gas NPT

**TS 450**

**TEFLON FLEXIBLE PIPE**

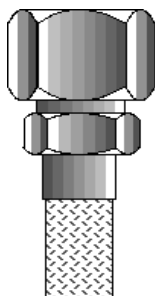
Inner tube: pentatetrafluoroethylene (TEFLON)

outer sock: AISI 304 braid

use: saturated steam up to 35 bar

overheated water, acids, oils, food products

temp. operating temperature: from - 60 ° C to + 240 ° C



CODE	Ø	Ø		Press.in bar		curve radius minim. mm.
		m/m	m/m	working	test	
TS45001	1/8"	0,12639	0,25347	270	540	25
TS45002	1/4"	0,25347	10	190	380	40
TS45003	3/8"	0,37847	13	150	300	50
TS45004	1/2"	13	16	130	260	65
TS45005	3/4"	19	23	90	180	190
TS45006	1"	25	29	70	140	260

10.50

## SELF-REGULATING HEATING CABLES

**Valvoid**

valvole industriali

**VALVOID Srl** Via Pascoli, 5 - 24060 Bagnatica (Bergamo) Tel. 035.681919-Fax. 035.684461  
self-regulating heating cables


**TW 101**

### Anti-freeze heating cables

Our self-regulating heating cables are made up of a semi-conductive matrix made of a mixture of graphite and polymer powder. It is extruded on two suitably cross-sectioned conductors as described in "cavi-autoregolanti" and "note-funzionamento-cavi-autoregolanti".

Heat Trace has recently developed FailSafe technology which ensures that the cable temperature doesn't rise above its maximum operating temperature. For these cables therefore, the maximum operating temperature is the same whether the cable is switched on or off.

The self-regulating nature of these cables render them very safe and reliable. They do not overheat or burn even if they are laid over each other and they do not require a thermostat to regulate the temperature.



code	type	description	voltage
TW10101	FSM	Cavo scaldante autoregolante	17 W/mt
TW10102	FSM	Cavo scaldante autoregolante	11 W/mt
TW10105	RT	Termostato di consenso	
TW10107	CH5002	Kit terminale (capo+coda)	
TW10110	CA 1001 FT	Rotolo nastro adesivo	

#### APPROVAZIONI

ATEX

Certificato N°

SIRA 02 ATEX 3075

codice EEx e II T6

Norme

EN 50 014:1992 ed EN 50 019/1994

Aree di applicazione Zona 1 e 2

**TW 105**

### Heating cables for ramps

This particular antifreeze cable is suitable to be placed under the floor of access ramps, parking lots, sidewalks, pedestrian crossings. It has a double insulation placed above the heating element, a protection with braided copper braid and externally a PVC sheath. It is supplied in fixed lengths that can not and should NOT be cut. The cable is fed through an adjustment thermostat set at 4 ° C. Cable power at 220V = 13W / m. The two ends of the cable must be connected to the phase and neutral in a special junction box. In its path they must NOT overlap. The cable must be laid at a depth of 50mm in a sand and cement bed with a serpentine path with a 100mm pitch. To do this, the spacing bars TW 10310 are useful. The recommended power is 130 W / sqm, but if the areas are exposed to very cold temperatures, a power of 170 W / sqm can be provided. The extended surfaces will be divided into sections that will be heated by multiple elements. The supply of a heating unit includes: 1 standard cable length - 2 insulated junctions - 2 4mt cold queues. A cable with a power of 6 W / m at 220V is available for the heating of the cold storage rooms.





**10.51****COSTANT POWER HEATING CABLES****Valvoind**

valvole industriali

VALVOIND Srl Via Pascoli, 5 - 24060 Bagnatica (Bergamo) Tel. 035.681919-Fax. 035.684461

**TW 110****EMTS**

Heating cable with silicone rubber insulation and external sock tinned copper metal with mechanical protection and grounding. It resists a temperature of 200 ° C when it is not fed; when it is powered this depends on the power per meter provided by the cable. Available in versions with powers per meter of:  
6.5 W with a maximum temperature of 190 ° C  
13 W with maximum temperature of 185 ° C  
23 W with maximum temperatures of 160 ° C  
33 W with maximum temperatures of 115 ° C  
50 W with maximum temperatures of 75 ° C  
Supply voltage 230 V c.a. and optional of 115 V c.a.

**TW 111****HW230PARA**

Heating cable with fluoropolymer insulation with metal sheath in tinned copper for protection and grounding and subsequent fluoropolymer outer coating. Resists at a temperature 230 ° C when not powered; when it is fed this depends from the mechanical power to the meter supplied by the cable. Available in versions with powers per meter of:  
10 W with a maximum temperature of 165 ° C  
20 W with maximum temperature of 150 ° C  
30 W with maximum temperatures of 140 ° C  
Supply voltage 230 V c.a. and optional of 115 V c.a.

**TW 112****PHT**

Heating cable with triple insulation for high temperature in fiber glass and mica, subsequent fluoropolymer coating with sock tinned copper metal with mechanical protection and grounding and subsequent fluoropolymer outer coating. It resists a temperature of 285 ° C when it is not fed; when it is powered this depends on the power per meter provided by the cable. Available in versions with powers per meter of:  
10 W with maximum temperature of 275 ° C  
30 W with maximum temperature of 245 ° C  
50 W with maximum temperatures of 200 ° C  
70 W with maximum temperatures of 145 ° C  
Supply voltage 230 V c.a. and optional of 115 V c.a.

**TW 113****AHT**

Heating cable with triple insulation for high temperature in fiber of glass and mica, subsequent covering in extruded aluminum. It resists a temperature of 350 ° C when it is not powered; when it is powered it depends on the power per meter supplied by the cable. Available in versions with powers per meter of:  
10 W with maximum temperature of 340 ° C  
50 W with maximum temperature of 275 ° C  
100 W with maximum temperatures of 140 ° C  
150 W with maximum temperatures of 45 ° C  
Supply voltage 230 V c.a. and optional of 115 V c.a.



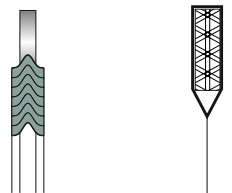
DESCRIPTION	White Rubber Rings	ASBESTOS FREE	GRAPHITE WITH INOX INSERT	Teflon Case With asbestos free insert	Spiral wound AISI 316 GRAPHITE
Max. Temp.	90°C	150°C	400°C	220°C	500°C
Max. Pressure	16 bar	16 BAR	100 bar	16 bar	150 BAR
Thickness	2mm	2mm	1.5 mm	3mm	3 mm
Use	Aqueduct	water - steam- oil - weak acids	dhiatermic oil - steam - acids	food - acids - bases	steam dhiatermic oil



SPIRAL WOUND

### GASKETS CODE

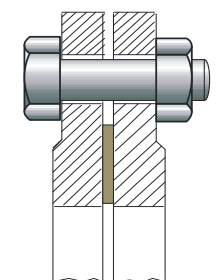
PN 6	TG 100..	TG 110..	TG 120..	TG 140..	PN 16	TG152..
PN 10	TG 101..	TG 111..	TG 121..	TG 141..	PN 40	TG154..
PN 16	TG 102..	TG 112..	TG 122..	TG 142..	PN100	TG156..
PN 25	TG 103..	TG 113..	TG 123..	TG 143..	ASA150	TG162..
PN 40	TG 104..	TG 114..	TG 124..	TG 144..	ASA300	TG164..
PN 63	TG 105..	TG 115..	TG 125..	TG 145..	ASA600	TG166..



TEFLON CASE WITH INSERT

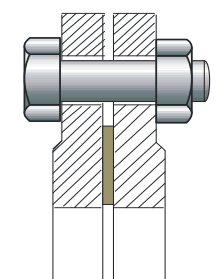
PN 6		GASKET	BOLT	
CODE	DN	Øi / Øe x sp	n°	Ø x lg.
..03	10	Ø 18/39 x 2	4	10x40
..04	15	Ø 22/44 x 2	4	
..05	20	Ø 27/54 x 2	4	
..06	25	Ø 34/64 x 2	4	
..07	32	Ø 43/76 x 2	4	12x45
..08	40	Ø 49/86 x 2	4	
..09	50	Ø 61/96 x 2	4	
..10	65	Ø 77/116 x 2	4	16x55
..11	80	Ø 89/132 x 2	4	
..12	100	Ø 115/152x2	4	
..13	125	Ø 140/182x2	8	
..14	150	Ø 169/207x2	8	16x60
..15	200	Ø 220/262 x 2	8	
..16	250	Ø 273/317 x 2	12	
..17	300	Ø 324/373 x 2	12	20x65
..18	350	Ø 368/423 x 2	16	
..19	400	Ø 419/473 x 2	16	

PN 10		GASKET	BOLT	
CODE	DN	Øi / Øe x sp	n°	Ø x lg.
..03	10	Ø 18/45 x2	4	12x50
..04	15	Ø 22/50 x2	4	
..05	20	Ø 28/60 x2	4	
..06	25	Ø 35/70 x2	4	16x55
..07	32	Ø 43/82 x2	4	
..08	40	Ø 49/92 x2	4	16x60
..09	50	Ø 61/107 x2	4	
..10	65	Ø 77/127 x2	8	
..11	80	Ø 90/142 x2	8	
..12	100	Ø 115/162 x2	8	20x70
..13	125	Ø 141/192 x2	8	
..14	150	Ø 169/218 x2	8	
..15	200	Ø 220/273 x2	8	20x75
..16	250	Ø 274/328 x2	12	
..17	300	Ø 325/378 x2	12	
..18	350	Ø 368/438 x2	16	22x75
..19	400	Ø 420/490 x2	16	



PN 16		GASKET	BOLT	
CODE	DN	Øi / Øe x sp	n°	Ø x lg.
..04	15	Ø 22/50 x 2	4	12x50
..05	20	Ø 28/60 x 2	4	
..06	25	Ø 35/70 x 2	4	
..07	32	Ø 43/82 x 2	4	16x55
..08	40	Ø 49/92 x 2	4	
..09	50	Ø 61/107 x 2	4	16x60
..10	65	Ø 77/127 x 2	8	
..11	80	Ø 90/142 x 2	8	
..12	100	Ø 115/162 x 2	8	
..13	125	Ø 141/192 x 2	8	20x70
..14	150	Ø 169/218 x 2	8	
..15	200	Ø 220/273 x 2	12	
..16	250	Ø 274/328 x 2	12	22x80
..17	300	Ø 325/385 x 2	12	
..18	350	Ø 368/445 x 2	16	22x90
..19	400	Ø 420/497 x 2	16	

PN 40		GASKET	BOLT	
CODE	DN	Øi / Øe x sp	n°	Ø x lg.
..04	15	Ø 22/50 x 2	4	12x50
..05	20	Ø 28/60 x 2	4	
..06	25	Ø 35/70 x 2	4	
..07	32	Ø 43/82 x 2	4	16x55
..08	40	Ø 49/92 x 2	4	
..09	50	Ø 61/107 x 2	4	16x60
..10	65	Ø 77/127 x 2	8	
..11	80	Ø 90/142 x 2	8	
..12	100	Ø 115/168 x 2	8	
..13	125	Ø 141/195 x 2	8	22x80
..14	150	Ø 169/225 x 2	8	
..15	200	Ø 220/285 x 2	12	
..16	250	Ø 274/342 x 2	12	27x90
..17	300	Ø 325/402 x 2	16	
..18	350	Ø 368/458 x 2	16	30x110
..19	400	Ø 420/515 x 2	16	



11.02

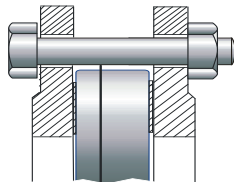
**BOLT (SCREW+NUT)**  
**HEXAGON - ZINC PLATED - GAS THREADED**



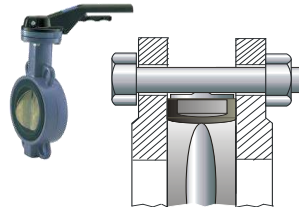
VALVOIND Srl Via Pascoli, 5 - 24060 Bagnatica (Bergamo) Tel. 035.681919 Fax. 035.684461

**THREADED HEXAGON BOLTS (SCREW+NUT)**


**FOR DISC CHECK VALVES**



**FOR WAFER BUTTERFLY VALVE**



**FOR LUG BUTTERFLY VALVE**



DN	PN 6			PN 10			PN 16			PN 40		
	N°	Ø	L	N°	Ø	L	N°	Ø	L	N°	Ø	L
15	4	10	60	4	12	70	4	12	70	4	12	70
20	4	10	70	4	12	80	4	12	70	4	12	80
25	4	10	70	4	12	80	4	12	80	4	12	80
32	4	12	80	4	16	100	4	16	100	4	16	100
40	4	12	80	4	16	100	4	16	100	4	16	100
50	4	12	90	4	16	110	4	16	110	4	16	110
65	4	12	100	4	16	110	4	16	110	8	16	120
80	4	16	120	4	16	120	8	16	120	8	16	130
100	4	16	130	8	16	130	8	16	130	8	20	150
125	8	16	160	8	16	170	8	16	170	8	22	180
150	8	16	180	8	20	185	8	20	185	8	22	200
200	8	16	220	8	20	230	12	20	230	12	27	250
250	12	16	280	12	20	290	12	22	290	12	30	320
300	12	20	330	12	20	340	12	22	350	16	30	380
350	12	20	360	16	20	360	16	22	380	16	33	420

DN	PN 10			PN 16		
	N°	Ø	L	N°	Ø	L
32	4	16	90	4	16	90
40	4	16	110	4	16	110
50	4	16	130	4	16	130
65	4	16	130	4	16	130
80	4	16	140	8	16	140
100	8	16	150	8	16	150
125	8	16	150	8	16	150
150	8	20	160	8	20	160
200	8	20	170	12	20	170
250	12	20	190	12	22	190
300	12	20	190	12	22	200
350	16	20	190	16	22	220
400	16	22	230	16	27	240
450	20	22	230	20	27	250
500	20	22	250	20	30	280
600	20	27	300	20	33	325

DN	PN 10			PN 16		
	N°	Ø	L	N°	Ø	L
32	8	16	30	8	16	30
40	8	16	30	8	16	30
50	8	16	35	8	16	35
65	8	16	35	8	16	35
80	8	16	35	16	16	35
100	16	16	40	16	16	40
125	16	16	45	16	16	45
150	16	20	45	16	20	45
200	16	20	50	24	20	50
250	24	20	55	24	22	55
300	24	20	60	24	22	60
350	32	20	60	32	22	60
400	32	22	70	32	24	70
450	40	22	80	40	27	80
500	40	22	80	40	30	80
600	40	27	90	40	33	90

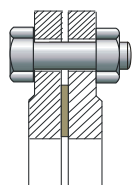
**HEXAGON SCREW**

MATERIAL	CODE	THREAD	CODE	THREAD
ZINC PLAT.STEEL	TF 50...	MEDIUM SCREW	TF 60...	ENTIRE SCREW
ST.STEEL	TF 52...	MEDIUM SCREW	TF 62...	ENTIRE SCREW

CODE	Ø x Lg.	CODE	Ø x Lg.	CODE	Ø x Lg.	CODE	Ø x Lg.	CODE	Ø x Lg.	CODE	Ø x Lg.
... 101	10 x 40	... 201	12 x 25	... 301	16 x 35	... 401	20 x 45	... 501	22 x 55	... 701	27 x 90
... 102	10 x 45	... 202	12 x 35	... 302	16 x 30	... 402	20 x 50	... 502	22 x 60	... 702	27 x 100
... 103	10 x 60	... 203	12 x 45	... 303	16 x 35	... 403	20 x 55	... 503	22 x 75	... 703	27 x 240
... 104	10 x 70	... 204	12 x 50	... 304	16 x 40	... 404	20 x 60	... 504	22 x 80	... 704	27 x 250
		... 205	12 x 55	... 305	16 x 45	... 405	20 x 70	... 505	22 x 90	... 705	27 x 300
		... 206	12 x 70	... 306	16 x 50	... 406	20 x 75	... 506	22 x 180		
		... 207	12 x 80	... 307	16 x 55	... 407	20 x 80	... 507	22 x 190	... 801	30 x 110
		... 208	12 x 90	... 308	16 x 60	... 408	20 x 90	... 508	22 x 200	... 802	30 x 120
		... 209	12 x 100	... 309	16 x 65	... 409	20 x 150	... 509	22 x 220	... 803	30 x 280
		... 210	12 x 110	... 310	16 x 70	... 410	20 x 160	... 510	22 x 230	... 804	30 x 320
				... 311	16 x 90	... 411	20 x 170	... 511	22 x 250	... 805	30 x 380
				... 312	16 x 100	... 412	20 x 180	... 512	22 x 290		
				... 313	16 x 110	... 413	20 x 190	... 513	22 x 350	... 901	33 x 130
				... 314	16 x 120	... 414	20 x 200	... 514	22 x 380	... 902	33 x 325
				... 315	16 x 130	... 415	20 x 230			... 903	33 x 420
				... 316	16 x 140	... 416	20 x 290	... 602	24 x 75		
				... 317	16 x 150	... 417	20 x 330	... 603	24 x 230		
				... 318	16 x 160	... 418	20 x 340				
				... 319	16 x 170	... 419	20 x 360				
				... 320	16 x 180						
				... 321	16 x 220						
				... 322	16 x 280						

**MEDIUM HEGAON BOLTS DIN 934 CLASSE 8**

Ø	Z.PL.STEEL	AISI 316
MA 10	TF80010	TF80510
MA 12	TF80012	TF80512
MA 16	TF80016	TF80516
MA 18	TF80018	TF80518
MA 20	TF80020	TF80520
MA 22	TF80022	TF80522
MA 24	TF80024	TF80524
MA 27	TF80027	TF80527
MA 30	TF80030	TF80530
MA 33	TF80033	TF80533





**11.03****TEFLON AND GRAPHITE ROLLS & TAPES**

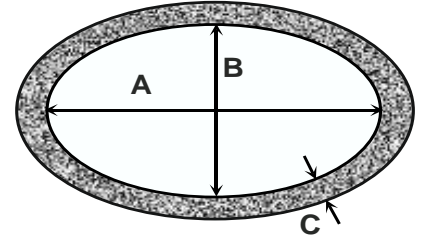
VALVOIND Via Foscolo . 36 - 24060 Bagnatica (Bergamo) Tel. 035.681919 Fax. 035.680954

**Valvoind**

valvole industriali

**TG 201****MANHOLE AND HANDHOLE GASKETS**

The oval sealing rings are produced with a composite fabric (aramidic fibers and pre-oxidized carbon fibers) which allows to obtain a high shear and tensile strength; the mechanical resistance is greater thanks to the reinforcement with chrome steel wire. Like man steps or handgrip they are suitable for boilers and tanks, they are resistant to steam and to solutions with Ph from 4 to 10.



Max. Temperature : 500°C

Max. Pressure : 30 bar

CODE	A	B	C	sp.
TG 20101	400	300	30	10
TG 20120	370	280	30	10
TG 20140	310	210	30	10

**TG 203****TEFLON TAPES with adhesive**

This tape is made of 100% PTFE DUPONT not sintered with adhesive band

- Resists high pressures and does not deteriorate over time
- Ensures a perfect soft and flexible static seal anche su superfici imperfette
- It is resistant to all chemicals and solvents (ad eccezione materiali alcalini)
- It is tasteless, odorless and does not melt



Operating temperature	-200...+280°C
Peak temperature	315°C
Working pressure	210 bar
Chemical resistance Ph	0..14

code	dimension mm	pack. mt
TG20301	3 x 1,5	50
TG20302	5 x 2	25
TG20303	7 x 2,5	25
TG20304	10 x 3	10
TG20305	12 x 4	11
TG20306	14 x 5	12
TG20307	17 x 6	13
TG20308	20 x 10	14
TG20309	20 x 7	5
TG20310	25 x 10	5
TG20311	25 x 8	10
TG20312	30 x 10	5
TG20313	40 X 5	5

**TG 202****CARBOGRAPHITE RIBBONS with adhesive**

Tape composed of 85% of PTFE DUPONT and 15% of graphite. The percentage of graphite lowers the coefficient of friction and improves the characteristics of deformation under load. They are particularly suitable for boilers, cisterns and tanks Thermal and resistance characteristics like the previous belt

code	g mm	mt
TG20201	10 x 3	10
TG20202	14 x 5	10
TG20203	17 x 6	10
TG20204	30 x 10	10

**TG 205****TEFLON ROLLS**

Tape with 100% PTFE DUPONT suitable for spiraling on previously degreased threads. Its sealing is perfect even in the presence of vibrations and temperature changes. Resistant to water gas, air, steam, hydrocarbons, nitrogen and oxygen Product and TUV certificate according to DIN EN 1797-1 complies with FDA and WRC standards

Operating temperature	-200...+280°C
Peak temperature	315°C
Working pressure	210 bar
Chemical resistance Ph	0..14

code	dimension mm	destination	color
	width x lenght xs		
TG20501	12 x 12mt x 0,1	idraulica	HD
TG20502	12 x 12mt x 0,1	vapore	HD pink
TG20503	12 x 12mt x 0,076	idraulica	HD
TG20504	19 x 12mt x 0,1	idraulica	HD
TG20505	19 x 12mt x 0,1	vapore	HD pink

Sealing tape produced with Dupont PTFE non-sintered, universal superplastic x threads

For water vapor oxygen chemicals

TG20510	50 mt rolls		white
RULE	x gas	DIN EN 751/3 -	
	x hoxigeno	DIN EN 1797-1	

